

Upcoming election-related events	
Date(s)	Events
15 Feb - 20 Mar 2024	KPU's vote recapitulation
20 Mar 2024	KPU's final result announcement
22-29 Apr 2024	Constitutional court's lawsuit trial period
30 Apr - 6 May 2024	Constitutional court's deliberation meeting
7 May 2024	Decision pronouncement of the constitutional court
14 Jun 2024	KPU's conclusion of program planning and budgeting
1 Oct 2024	KPU's DPR & DPRD officiation
20 Oct 2024	President & Vice President inauguration

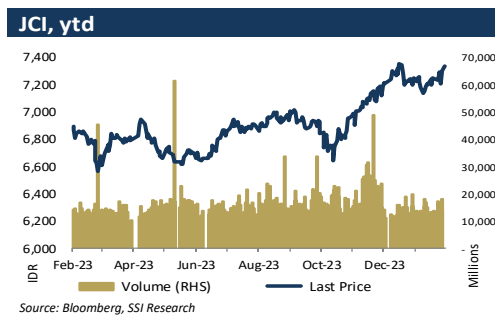
Source: KPU, Antara news

2024 Legislative Election Quick Count Results*	
Political Parties	Votes (%)
Demokrasi Indonesia Perjuangan (PDI-P)	16.68%
Golongan Karya (Golkar)	15.21%
Gerakan Indonesia Raya (Gerindra)	13.44%
Kebangkitan Bangsa (PKB)	10.65%
Nasional Demokrat (Nasdem)	9.41%
Keadilan Sejahtera (PKS)	8.26%
Demokrat	7.58%
Amanat Nasional (PAN)	6.88%
Persatuan Pembangunan (PPP)	3.65%
Solidaritas Indonesia (PSI)	2.87%
Persatuan Indonesia (Perindo)	1.50%
Gelombang Rakyat Indonesia (Gelora)	0.88%
Hati Nurani Rakyat (Hanura)	0.78%
Buruh	0.70%
Ummat	0.53%
Bulan Bintang (PBB)	0.51%
Garda Perubahan Indonesia (Garuda)	0.38%
Kebangkitan Nusantara (PKN)	0.29%

\*Quick count results are taken from Indikator Politik as of 19 Feb 2024

2024 Presidential Election Quick Count Results*		
Anies/Muhaimin	Prabowo/Gibran	Ganjar/Mahfud
25.19%	58.35%	16.46%

Source: Promedia Teknologi, LSI, Indikator, Litbang Kompas, Poltracking, Charta Politika  
\*Quick count results are averaged throughout 5 different sources



### Samuel Research Team

+62 21 2854 8148  
riset@samuel.co.id

Table 1. 12-month top picks

Ticker	Recommendation	CP	TP	Upside	EPS		ROE (%)		Div. Yield (%)		P/BV Ratio		P/E Ratio	
					Growth (%)		24F	25F	24F	25F	24F	25F	24F	25F
BBRI	BUY	6,150	6,800	11%	10.9%	11.2%	20.9	22.1	5.6	6.2	2.2	2.1	10.0	9.0
BBNI	BUY	6,000	6,600	10%	13.5%	11.3%	15.1	15.5	4.6	5.3	1.3	1.2	9.0	8.1
TLKM	BUY	4,160	4,500	8%	6.2%	3.2%	17.0	17.1	5.0	5.4	2.4	2.4	14.6	14.1
ISAT	BUY	9,800	11,500	17%	6.2%	24.2%	11.3	12.4	2.4	3.2	2.1	1.8	19.2	15.5
ICBP	BUY	11,450	13,000	14%	5.1%	11.1%	19.4	20.2	2.7	2.0	3.1	2.7	15.8	14.2
SMGR	BUY	6,500	7,950	22%	20.3%	19.1%	6.1	7.0	3.0	3.7	0.8	0.8	13.7	11.5
CTRA	BUY	1,220	1,400	15%	7.9%	10.8%	9.2	9.0	1.2	1.4	1.1	0.9	11.3	10.3

Source: SSI Research

## Pemilu 2024: Apa Selanjutnya?

- Legitimasi kemenangan pasangan Prabowo-Gibran (57% suara berdasarkan hasil quick count) akan sangat bergantung pada langkah hukum yang diambil oleh dua pasang kandidat lainnya sebelum pengumuman hasil pemilu pada 20 Maret mendatang.
- Jika tidak ada keberatan, kami memperkirakan sentimen pasar akan tetap positif dan aliran masuk asing akan berlanjut (pada 15-16 Februari, net buy asing di pasar saham Indonesia mencapai IDR 3.8 triliun).
- Di bidang ekonomi, kami memperkirakan ekspansi fiskal akan didorong oleh proyek infrastruktur, belanja militer, pengadaan program makanan dan susu gratis, dan peningkatan tunjangan guru.
- Melihat bahwa Sri Mulyani kemungkinan tidak akan menjabat lagi menjadi Menteri Keuangan, kemungkinan pelebaran defisit fiskal dari proyeksi awal FY25 kami sebesar 2.1% menjadi 2.7%, ditambah dengan defisit transaksi berjalan sebesar 1.0%, kami memperkirakan akan ada tekanan terhadap rupiah dan pasar obligasi.
- Oleh karena itu, kami merekomendasikan investor untuk memperhatikan saham-saham dengan biaya berbasis rupiah yang tinggi (seperti BBNI, BBRI, HMSP) dan berhati-hati terhadap saham-saham yang menghasilkan pendapatan dalam dolar (saham-saham yang terkait dengan komoditas) karena prospek ekonomi global yang lemah.
- Selain itu, dengan potensi adanya dua deficit (fiskal dan transaksi berjalan), kami juga menyukai saham BUMN dengan imbal hasil tinggi (BBRI, PTBA, PGAS, TLKM, JSMR).
- Mengingat potensi keuntungan dari IKN dan program pangan pemerintah, kami juga menyukai SMGR dan ICBP.
- Saat ini, kami sedikit menyesuaikan target indeks kami dari 7,600 menjadi 7,800 (PE FY24: 13.3x, EPSG: 8.6%) karena premi risiko pasar yang lebih rendah, didukung oleh kondisi keamanan yang stabil di pasar pasca pemilu.

**Table 2. Stock Beneficiaries of Prabowo-Gibran coalition**

Political Parties	Stock Beneficiaries
Gerindra	WIRG
Golkar	BUMI, BRMS, VKTR, ELTY, UNSP, BNBR, DEWA, ALII, BUKK, MKTR
Demokrat	
PAN	
PSI	PMMP
PBB	
Gelora	
Garuda	
<sup>§</sup> Affiliated	TOBA, GOTO, ENRG, ADRO, ADMR, ABBA, MARI, MRAT, LPCK, MLPL, MPPA, TLDN, TRIM, ESSA

Source: Companies, SSI Research

**Table 3. 2024 presidential election quick count**

	Anies Muhaimin	Prabowo Gibran	Ganjar Mahfud
Indikator	25.43%	57.89%	16.68%
LSI	25.21%	58.16%	16.64%
Charta Politika	25.68%	57.83%	16.47%
Poltracking	24.37%	59.28%	16.35%
Litbang Kompas	25.26%	58.60%	16.15%
<b>Average</b>	<b>25.19%</b>	<b>58.35%</b>	<b>16.46%</b>

Source: Indikator, LSI, Charta Politika, Poltracking, Litbang Kompas, SSI Research

Prabowo and Gibran won convincingly in most quick counts, winning 58.35% of the votes on average

**Table 4. 2024 presidential election "exit poll"**

	Anies Muhaimin	Prabowo Gibran	Ganjar Mahfud
Indikator	24.60%	56.10%	14.20%

Source: Indikator, LSI, Charta Politika, Poltracking, Litbang Kompas, SSI Research

The exit poll, which was conducted at 3,000 TPS across Indonesia with random sampling method, showed that Prabowo-Gibran won more than 56% of the votes

**Table 5. 2024 presidential election real count**

	Anies Muhaimin	Prabowo Gibran	Ganjar Mahfud
KPU	24.94%	57.06%	18.00%

Source: Indikator, LSI, Charta Politika, Poltracking, Litbang Kompas, SSI Research

Vote counting progress (as of February 16, 17:30:22): 497,940 out of 823,236 TPS (60.49%)

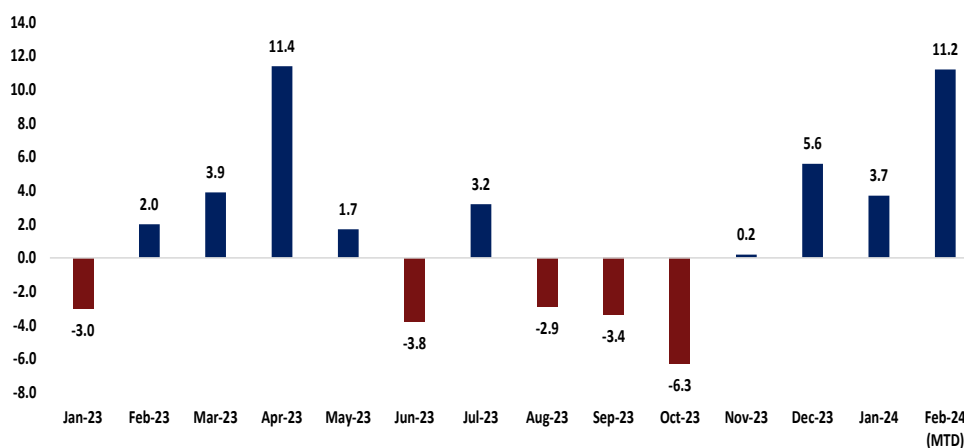
**Table 6. 2024 legislative election quick count**

Political Parties	Vote		Change
	2019	2024*	
Partai Demokrasi Indonesia Perjuangan	19.33%	16.68%	-2.65%
Partai Golkar	12.31%	14.75%	2.44%
Partai Gerakan Indonesia Raya	12.57%	13.65%	1.08%
Partai Kebangkitan Bangsa	9.69%	10.63%	0.94%
Partai Nasdem	9.05%	9.40%	0.35%
Partai Keadilan Sejahtera	8.21%	8.17%	-0.04%
Partai Demokrat	7.77%	7.53%	-0.24%
Partai Amanat Nasional	6.84%	6.97%	0.13%
Partai Persatuan Pembangunan	4.52%	3.66%	-0.86%
Partai Solidaritas Indonesia	1.85%	2.87%	1.02%
Partai Perindo	2.07%	1.42%	-0.65%
Partai Gelombang Rakyat Indonesia	-	0.93%	-
Partai Hati Nurani Rakyat	1.54%	0.84%	-0.70%
Partai Buruh	-	0.73%	-
Partai Ummat	-	0.59%	-
Partai Bulan Bintang	0.79%	0.48%	-0.31%
Partai Garda Perubahan Indonesia	0.50%	0.38%	-0.12%
Partai Kebangkitan Nusantara	-	0.32%	-

Source: Indikator Politik

*PDIP recorded the biggest drop in votes for house seats in 2024 election, while Golkar gained the most*

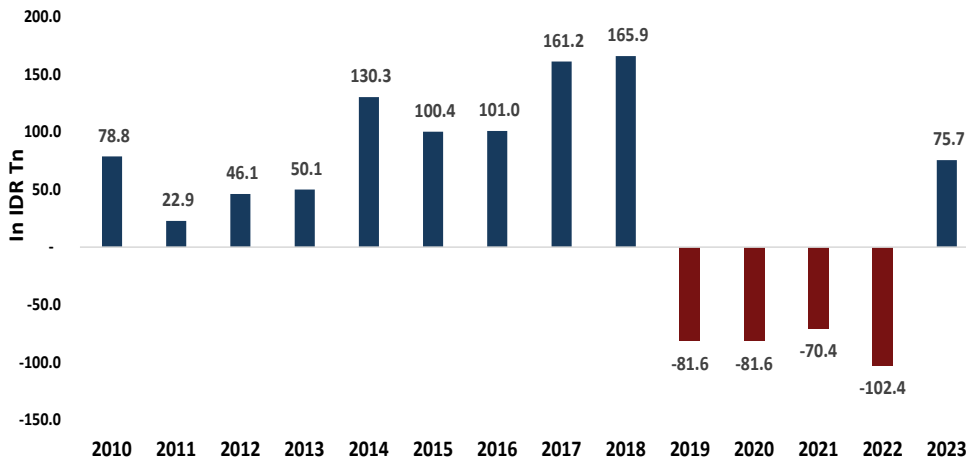
**Figure 1. Foreign monthly equity flows in the regular market (IDR, Tn)**



Source: Bloomberg, SSI Research

*In Feb-24 (MTD), BBKA, BMRI, and BBRI recorded the highest foreign inflows in the regular market, reaching IDR 7,293bn; while ASII, GOTO, MDKA recorded the largest foreign outflows, reaching IDR 665bn*

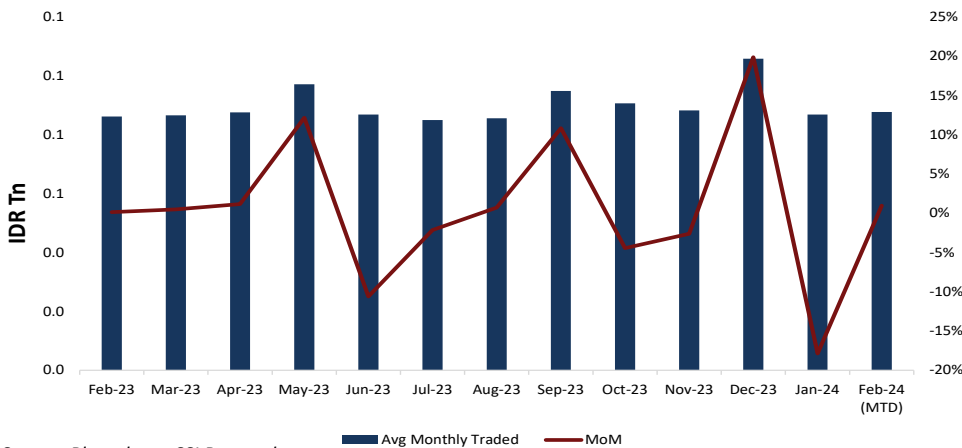
Figure 2. Domestic bond flows (IDR, Tn)



Source: Bloomberg, SSI Research

There has been a trend reversal in the domestic bond market, with an inflow of IDR 75.7tn, marking a significant change from the outflows experienced over the past four years

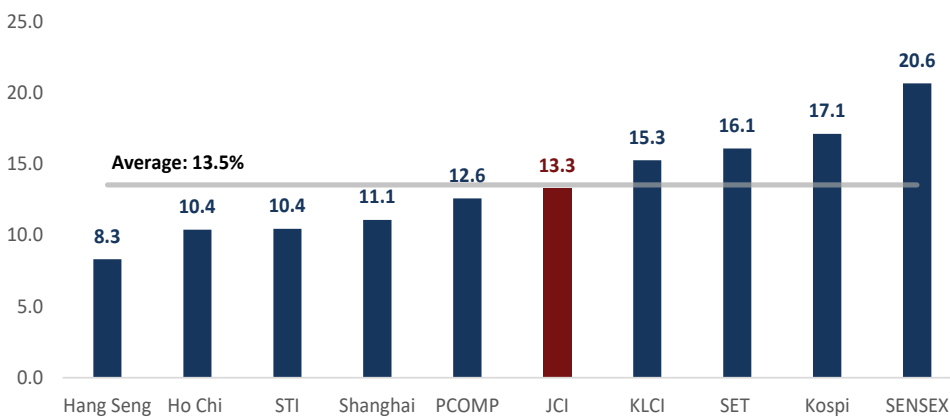
Figure 3. Average daily trading value



Source: Bloomberg, SSI Research

In Jan-24, average daily trading fell -18% MoM, with a trading value of IDR 8.7tn due to investors' wait-and-see stance

Figure 4. JCI's PE vs. peers



Source: Bloomberg, SSI Research

We slightly raise our JCI target from 7,600 to 7,800, implying a forward valuation of 13.3x PE

**Table 7. JCI vs developed markets**

NAME	2019 % yoy	2020 % yoy	2021 % yoy	2022 % yoy	2023 % yoy	2024 % YTD
S&P 500 Index	29.6	15.2	27.9	-19.7	23.9	5.4
Nasdaq Composite Index	35.9	42.9	22.0	-33.5	43.3	7.4
Taiwan Taiex Index	23.9	21.5	25.8	-22.4	27.3	4.4
Dow Jones Indus Avg	23.4	6.2	19.7	-8.9	13.5	1.9
FTSE 100 Index	12.7	-14.2	12.1	0.7	2.4	-2.0
KOSPI INDEX	7.7	30.4	6.0	-25.3	16.9	-1.8
NIKKEI 225	18.2	15.1	7.2	-9.4	46.2	13.3
SHANGAI SE COMPOSITE	21.9	13.6	6.5	-14.6	-3.2	-3.3
MSCI ASIA EX JAPAN	16.3	21.8	-4.0	-20.9	3.7	-2.0
FTSE MALAYSIA	-4.5	2.1	-6.1	-3.1	2.5	5.2
HANGSENG INDEX	11.0	-3.8	-12.2	-14.4	-13.6	-5.4
JCI INDEX	1.7	-5.5	8.0	4.1	6.2	0.8

Source: Bloomberg, SSI Research

The JCI went up 0.8% YTD, weighed down by the strong dollar and the possibility of fed fund rate staying higher for longer

**Table 8. JCI and sectoral performance (%)**

Index	DoD	WoW	MoM	YoY	YTD
JCI	-1.2	-0.5	-4.7	4.5	0.8
LQ45	-0.7	0.8	-2.3	3.7	5.7
IDXFIN	-0.5	0.9	-5.3	5.6	6.8
IDXBASIC	-2.0	-3.0	0.4	-3.3	0.4
IDXNCYC	-0.6	-1.4	6.5	-7.8	-3.4
IDXENER	0.0	0.2	-4.9	0.0	-8.3
IDXINFRA	-1.0	-1.3	-44.4	77.4	74.2
IDXCYC	-0.2	-1.0	-1.9	-0.2	-0.3
IDXTECH	-0.4	-0.6	29.5	-28.4	-22.8
IDXHLTH	-0.6	-1.5	20.8	-16.1	-13.7
IDXPROP	-0.7	-0.2	-1.2	-1.4	-2.2
IDXINDUS	-0.2	0.3	3.8	-7.0	-7.9
IDXTRANS	0.6	0.9	7.3	-14.5	-5.6

Source: Bloomberg, SSI Research

Throughout 2024 (YTD), IDXINFRA and IDXFIN outperform other sectors due to political euphoria caused by continuation of IKN and the amount of foreign inflows into big banks which are liquid

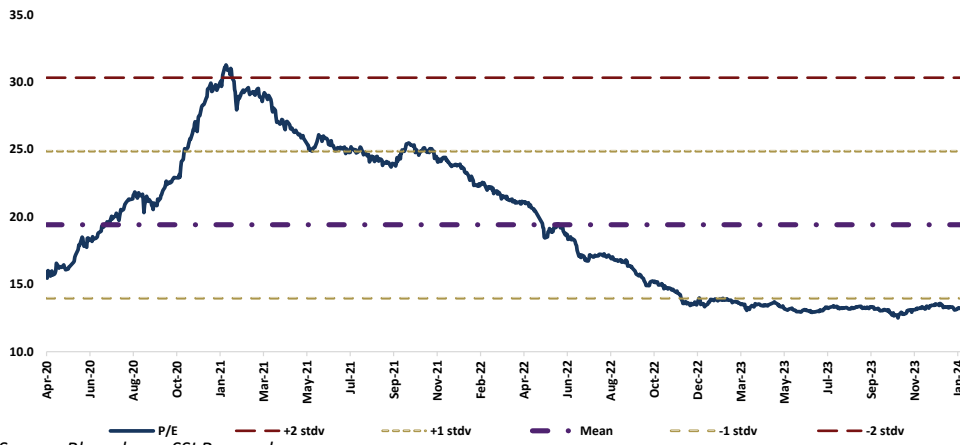
**Table 9. JCI target scenario**

	Bear	Base	Bull
Earnings growth (%)	3.6	8.6	13.6
5 years average JCI index P/E	19.4	19.4	19.4
Fair P/E multiple	13.1	13.3	13.5
EPS 2024	558.5	585.5	612.4
Fair index target	7300	7800	8300

Source: Bloomberg, SSI Research

Our bear case is IDR 7,300 for 2024, due to disappointing cabinet formation; our bull case is IDR 7,800 for 2024 due to better-than-expected cabinet formation

Figure 5. JCI's 5-year PE band



Source: Bloomberg, SSI Research

*Remaining attractive on 13.3x PE, still lower than -1 SD, translating to 7,800 index target*

Research Team			
Prasetya Gunadi	Head of Equity Research, Strategy, Banking, Digital Banks	prasetya.gunadi@samuel.co.id	+6221 2854 8320
Fithra Faisal Hastiadi, Ph.D.	Senior Economist	fithra.hastiadi@samuel.co.id	+6221 2854 8100
Muhamad Alfatih, CSA, CTA, CFTe	Senior Technical Analyst	m.alfatih@samuel.co.id	+6221 2854 8129
Yosua Zisokhi	Cement , Cigarette, Paper, Plantation, Telco Infra, Chemicals	yosua.zisokhi@samuel.co.id	+6221 2854 8387
M. Farras Farhan	Media, Poultry, Oil & Gas, Technology	farras.farhan@samuel.co.id	+6221 2854 8346
Juan Oktavianus Harahap	Coal, Metal Mining	juan.oktavianus@samuel.co.id	+6221 2854 8846
Jonathan Guyadi	Banking, Consumer Staples, Healthcare, Telco	jonathan.guyadi@samuel.co.id	+6221 2854 8321
Adolf Richardo	Editor	adolf.richardo@samuel.co.id	+6221 2864 8397
Ashalia Fitri Yuliana	Research Associate	ashalia.fitri@samuel.co.id	+6221 2854 8389
Daniel Aditya Widjaja	Research Associate	daniel.aditya@samuel.co.id	+6221 2854 8322
Laurencia Hiemas	Research Associate	laurencia.hiemas@samuel.co.id	+6221 2854 8392
Brandon Boedhiman	Research Associate	brandon.boedhiman@samuel.co.id	+6221 2854 8392
Haikal Putra Samsul	Research Associate	haikal.putra@samuel.co.id	+6221 2854 8353

Equity Institutional Team			
Widya Meidrianto	Head of Institutional Equity Sales	widya.meidrianto@samuel.co.id	+6221 2854 8317
Ronny Ardianto	Institutional Equity Sales	ronny.ardianto@samuel.co.id	+6221 2854 8399
Fachruly Fiater	Institutional Sales Trader	fachruly.fiater@samuel.co.id	+6221 2854 8325
Lucia Irawati	Institutional Sales Trader	lucia.irawati@samuel.co.id	+6221 2854 8173
Alexander Tayus	Institutional Equity Dealer	alexander.tayus@samuel.co.id	+6221 2854 8319
Leonardo Christian	Institutional Equity Dealer	leonardo.christian@samuel.co.id	+6221 2854 8147

Equity Retail Team			
Joseph Soegandhi	Director of Equity	joseph.soegandhi@samuel.co.id	+6221 2854 8872
Damargumilang	Head of Equity Retail	damargumilang@samuel.co.id	+6221 2854 8309
Anthony Yunus	Head of Equity Sales	anthony.yunus@samuel.co.id	+6221 2854 8314
Clarice Wijana	Head of Equity Sales Support	clarice.wijana@samuel.co.id	+6221 2854 8395
Gitta Wahyu Retnani	Equity Sales & Trainer	gitta.wahyu@samuel.co.id	+6221 2854 8365
Vincentius Darren	Equity Sales	darren@samuel.co.id	+6221 2854 8348
Sylviawati	Equity Sales Support	sylviawati@samuel.co.id	+6221 2854 8112
Handa Sandiawan	Equity Sales Support	handa.sandiawan@samuel.co.id	+6221 2854 8302
Denzel Obaja	Equity Sales Support	denzel.obaja@samuel.co.id	+6221 2854 8342
Yonathan	Dealer	yonathan@samuel.co.id	+6221 2854 8347
Michael Alexander	Dealer	michael.alexander@samuel.co.id	+6221 2854 8369
Reza Fahlevi	Dealer	reza.fahlevi@samuel.co.id	+6221 2854 8359

Fixed Income Sales Team			
R. Virine Tresna Sundari	Head of Fixed Income	virine.sundari@samuel.co.id	+6221 2854 8170
Sany Rizal Keliobas	Fixed Income Sales	sany.rizal@samuel.co.id	+6221 2854 8337
Safitri	Fixed Income Sales	safitri@samuel.co.id	+6221 2854 8376
Khairanni	Fixed Income Sales	khairanni@samuel.co.id	+6221 28548104

**DISCLAIMER:** Analyst Certification: The views expressed in this research accurately reflect the personal views of the analyst(s) about the subject securities or issuers and no part of the compensation of the analyst(s) was, is, or will be directly or indirectly related to the inclusion of specific recommendations or views in this research. The analyst(s) principally responsible for the preparation of this research has taken reasonable care to achieve and maintain independence and objectivity in making any recommendations. This document is for information only and for the use of the recipient. It is not to be reproduced or copied or made available to others. Under no circumstances is it to be considered as an offer to sell or solicitation to buy any security. Any recommendation contained in this report may not be suitable for all investors. Moreover, although the information contained herein has been obtained from sources believed to be reliable, its accuracy, completeness and reliability cannot be guaranteed. All rights reserved by PT Samuel Sekuritas Indonesia.