

Economic and Fixed Income Indicators

Currencies	7/11/2023	Daily (%)	MTD (%)	YTD (%)
EUR/USD	1.10	0.1	0.9	2.8
GBP/USD	1.29	0.6	1.8	7.0
AUD/USD	0.67	0.2	0.3	(1.9)
USD/CHF	0.88	(0.7)	(1.8)	(4.9)
USD/JPY	140.4	(0.7)	(2.7)	7.0
Dollar Index	101.7	(0.2)	(1.1)	(1.7)
Bloomberg Asia Dollar Index	92.1	0.4	0.6	(2.6)
USD/KRW	1,294	(1.0)	(1.8)	2.2
USD/SGD	1.34	(0.3)	(0.8)	0.1
USD/CNY	7.21	(0.2)	(0.6)	4.5
USD/INR	82.4	(0.3)	0.4	(0.4)
USD/IDR	15,140	(0.4)	1.0	(2.7)
USD/IDR 1 Month NDF	15,160	(0.4)	0.8	(2.4)
USD/MYR	4.66	(0.2)	(0.2)	5.8
USD/THB	34.8	(1.0)	(1.8)	0.6
USD/PHP	55.3	(0.7)	0.1	(0.8)
Rates	7/11/2023	Daily (bp)	MTD (bp)	YTD (bp)
US Treasuries 10-Year	3.97	(2.4)	13.3	9.5
Germany Bund 10-Year	2.65	0.9	25.7	7.8
Japan JGB 10-Year	0.46	(0.3)	5.8	3.7
LIBOR Overnight	5.06	0.0	0.0	74.4
LIBOR 1-Month	5.31	0.0	9.1	91.7
Indonesia INDOGB 10-Year	6.22	(4.0)	(4.1)	(72.0)
Indonesia INDOGB 5-Year	5.93	(9.2)	2.0	(27.3)
Indonesia INDOGB 2-Year	6.07	(0.8)	19.6	(1.0)
INDOGB-UST (bp)	225.00	(1.6)	(17.4)	(81.5)
Indonesia INDON 10-Year	5.07	(8.8)	24.8	27.4
Indonesia INDON 5-Year	5.13	(4.8)	34.0	44.0
Indonesia INDON 2-Year	5.47	(4.1)	24.7	67.5
INDON-UST (bp)	110.00	(6.4)	11.5	17.9
Indonesia Corporate AAA 10-Year	7.13	(4.0)	(7.3)	(61.4)
Indonesia Corporate AAA 5-Year	6.69	(9.2)	(0.7)	(11.3)
Indonesia Corporate AAA 2-Year	6.69	(0.8)	17.1	21.1
INDONIA	5.64	(3.0)	(27.7)	61.3
JIBOR 1-Month	6.40	0.0	0.0	19.5
Bond Indexes	7/11/2023	Daily (%)	MTD (%)	YTD (%)
S&P Global Bond Developed Index	177.8	0.0	(0.9)	1.1
EMBI Global Index	792.9	0.5	(0.6)	3.2
iShare USD EMBI Index	85.1	0.6	(1.0)	0.5
ICBI Index	368.1	0.2	0.3	6.8
IDMA Index	101.1	0.1	(0.1)	3.8
INDOBeX Government Bond Index	360.5	0.2	0.3	6.9
INDOBeX Corporate Bond Index	411.2	0.1	0.2	4.8
Prices	7/11/2023	Daily (%)	MTD (%)	YTD (%)
ID CDS 5-Year	84.9	(2.0)	(1.4)	(14.7)
JCI	6,797	1.0	2.0	(0.8)
S&P-Goldman Sachs Commodity Index	555.0	1.1	2.6	(9.0)
FR0095	102.03	0.4	(0.1)	2.9
FR0096	105.70	0.3	0.3	5.1
FR0097	107.12	0.2	1.0	6.9
FR0098	107.10	0.2	0.7	6.6

Source: Bloomberg, SSI Research

Lionel Priyadi

Macro Strategist

lionel.priyadi@samuel.co.id

+6221 2854 8854

Economic Calendar

Time (Jakarta)	Country	Data and Event	Period	Survey	Prior
07/12/2023 06:50	JN	PPI YoY	Jun	4.40%	5.10%
07/12/2023 06:50	JN	Core Machine Orders YoY	May	0.10%	-5.90%
07/12/2023 19:30	US	CPI YoY	Jun	3.10%	4.00%
07/12/2023 19:30	US	CPI Ex Food and Energy YoY	Jun	5.00%	5.30%

JN = Japan - US = United States - CH = China - EC = Eurozone Aggregate - ID = Indonesia - GE = Germany - FR = France - UK = United Kingdom

Bullish flattening menguat di tengah pengurangan penerbitan suplai SUN baru

Pasar obligasi domestik mendapatkan angin segar dari pengurangan penerbitan suplai SUN baru sebesar IDR 1tn kemarin (lihat fixed income news). Keputusan ini menyebabkan penurunan imbal hasil (yield) INDOGB tenor menengah 5Y sebesar 9 bps menjadi 5.93% dan tenor panjang 10Y sebesar -4 bps menjadi 6.22%. Akan tetapi, yield INDOGB tenor pendek 2Y hanya turun -1 bps menjadi 6.07%. Sehingga, yield spread INDOGB 10Y vs 2Y kembali menipis menjadi 15 bps dari sebelumnya 19 bps. Sementara itu, yield spread UST 10Y vs 2Y mengalami pembalikan menjadi -90 bps dari titik terendah -108 bps. Mempertimbangkan hal ini, kami menekankan kembali rekomendasi kami untuk merelokasi portofolio dari long (10Y & 15Y) ke short (2Y). Kami memperkirakan yield INDOGB 10Y akan terkonsolidasi pada rentang 6.2-6.3%, yang diikuti stabilisasi Rupiah di rentang IDR 15,100-15,200 per USD.

Fixed Income News: Pemerintah mengurangi penerbitan SUN baru pada lelang kemarin (11/7) menjadi IDR 13tn (27/6: IDR 14tn). Keputusan tersebut diambil meskipun total nilai penawaran masuk naik menjadi IDR 47.8tn (27/6: IDR 37.6tn). Apabila pengurangan nilai penerbitan obligasi baru sebesar IDR 1tn ini dilanjutkan untuk lelang SUN maupun SBSN selanjutnya, maka jumlah penerbitan suplai SBN baru akan berkurang menjadi IDR 639.4tn (prev: IDR 663.4tn), yang lebih rendah dari nilai penerbitan SBN tahun 2016 (IDR 651.9tn). Dengan mempertimbangkan hal ini, kami mempertahankan proyeksi yield INDOGB 10Y di 6% yoy. (DJPPR)

Global Economic News: Risalah voting discount window Fed menunjukkan peningkatan dukungan bagi kenaikan suku bunga Fed di bulan Juli. Menurut risalah voting tersebut, ada tambahan dukungan bagi kenaikan suku bunga terminal dari Bank Federal Reserves cabang Cleveland, Richmond, dan Dallas terhadap kenaikan suku bunga terminal sebesar 25 bps menjadi 5.5% pada rapat discount window tanggal 8 Juni. Sebelumnya, dukungan tersebut hanya diberikan oleh Bank Federal Reserves cabang St. Louis. Menurut kami, hal ini mencerminkan pergeseran posisi di FOMC yang semakin hawkish. (Federal Reserve)

Domestic Economic News: DPR mengesahkan RUU Kesehatan menjadi Undang-Undang. Keputusan ini diambil meskipun banyak penolakan dari sejumlah asosiasi tenaga kesehatan nasional. Akibatnya, Undang-Undang ini masih akan menghadapi proses judicial review di Mahkamah Konstitusi. Menurut kami, UU kesehatan baru bisa berdampak positif terhadap ekspansi rumah sakit di kota-kota kecil tingkat 2 dan 3. Akan tetapi, ada kemungkinan UU ini berdampak negatif terhadap industri rokok dan tembakau serta minuman beralkohol karena UU ini akan memperkuat otoritas Kementerian Kesehatan dalam mengatur aktivitas bisnis produk-produk berbahaya zat adiktif dari sudut pandang kesehatan. (Bisnis Indonesia)

Recommendation: FR0040, FR0081, FR0084, FR0086, FR0089, FR0094, PBS017, PBS036.

Daily Economic & Fixed Income Report

Economic-Currencies-Commodities-Fixed Income-Politics-Policies



Economic & Fixed Income Analysis

12 July 2023

No.	Series	Issue Date	Maturity Date	Tenure (Year)	Coupon Rate	Actual Price	Yield to Maturity	Yield Curve	Valuation Price	Spread to YC (bps)	Recommendation	Duration
1	FR39	8/24/2006	8/15/2023	0.10	11.8%	100.81	2.4%	3.3%	100.80	(86.95)	Expensive	0.09
2	FR70	8/29/2013	3/15/2024	0.68	8.4%	101.66	5.8%	3.7%	103.11	209.52	Cheap	0.66
3	FR77	9/27/2018	5/15/2024	0.85	8.1%	101.77	5.9%	3.9%	103.50	201.88	Cheap	0.81
4	FR44	4/19/2007	9/15/2024	1.18	10.0%	104.91	5.6%	4.3%	106.55	132.64	Cheap	1.12
5	FR81	8/1/2019	6/15/2025	1.93	6.5%	100.90	6.0%	5.0%	102.82	103.94	Cheap	1.82
6	FR40	9/21/2006	9/15/2025	2.18	11.0%	110.58	5.7%	5.1%	111.99	61.23	Cheap	1.97
7	FR84	5/4/2020	2/15/2026	2.60	7.3%	103.18	5.9%	5.4%	104.53	54.08	Cheap	2.37
8	FR86	8/13/2020	4/15/2026	2.76	5.5%	99.01	5.9%	5.4%	100.16	45.43	Cheap	2.55
9	FR56	9/23/2010	9/15/2026	3.18	8.4%	107.19	5.9%	5.6%	107.97	24.71	Cheap	2.82
10	FR37	5/18/2006	9/15/2026	3.18	12.0%	117.61	5.8%	5.6%	118.41	22.61	Cheap	2.72
11	FR90	7/8/2021	4/15/2027	3.76	5.1%	97.77	5.8%	5.8%	97.81	1.08	Cheap	3.40
12	FR59	9/15/2011	5/15/2027	3.85	7.0%	103.68	5.9%	5.8%	104.08	10.92	Cheap	3.38
13	FR42	1/25/2007	7/15/2027	4.01	10.3%	115.28	5.9%	5.8%	115.57	6.57	Cheap	3.32
14	FR94	3/4/2022	1/15/2028	4.52	5.6%	98.37	6.0%	5.9%	98.65	7.34	Cheap	3.96
15	FR47	8/30/2007	2/15/2028	4.60	10.0%	116.11	5.9%	6.0%	116.05	(2.61)	Expensive	3.76
16	FR64	8/13/2012	5/15/2028	4.85	6.1%	100.50	6.0%	6.0%	100.51	(0.21)	Expensive	4.19
17	FR95	8/19/2022	8/15/2028	5.10	6.4%	102.07	5.9%	6.0%	101.45	(14.41)	Expensive	4.36
18	FR99	1/27/2023	1/15/2029	5.52	6.4%	101.64	6.0%	6.1%	101.40	(5.28)	Expensive	4.63
19	FR71	9/12/2013	3/15/2029	5.68	9.0%	114.03	6.0%	6.1%	113.67	(7.74)	Expensive	4.57
20	FR78	9/27/2018	5/15/2029	5.85	8.3%	110.11	6.2%	6.1%	110.26	2.37	Cheap	4.71
21	FR52	8/20/2009	8/15/2030	7.10	10.5%	123.77	6.3%	6.2%	124.08	4.19	Cheap	5.25
22	FR82	8/1/2019	9/15/2030	7.19	7.0%	104.06	6.3%	6.3%	104.26	3.15	Cheap	5.71
23	FRSDG1	10/27/2022	10/15/2030	7.27	7.4%	104.76	6.5%	6.3%	106.43	27.74	Cheap	5.64
24	FR87	8/13/2020	2/15/2031	7.61	6.5%	101.15	6.3%	6.3%	101.29	2.12	Cheap	6.00
25	FR85	5/4/2020	4/15/2031	7.77	7.8%	108.38	6.4%	6.3%	108.84	6.68	Cheap	5.89
26	FR73	8/6/2015	5/15/2031	7.85	8.8%	114.63	6.3%	6.3%	114.99	4.94	Cheap	5.85
27	FR54	7/22/2010	7/15/2031	8.02	9.5%	120.55	6.2%	6.3%	119.84	(10.61)	Expensive	5.82
28	FR91	7/8/2021	4/15/2032	8.77	6.4%	100.54	6.3%	6.3%	100.17	(5.75)	Expensive	6.69
29	FR58	7/21/2011	6/15/2032	8.94	8.3%	112.78	6.3%	6.4%	112.75	(0.79)	Expensive	6.54
30	FR74	11/10/2016	8/15/2032	9.10	7.5%	108.31	6.3%	6.4%	107.75	(8.03)	Expensive	6.71
31	FR96	8/19/2022	2/15/2033	9.61	7.0%	105.73	6.2%	6.4%	104.35	(18.99)	Expensive	7.07
32	FR65	8/30/2012	5/15/2033	9.85	6.6%	102.04	6.3%	6.4%	101.65	(5.51)	Expensive	7.27
33	FR68	8/1/2013	3/15/2034	10.68	8.4%	115.32	6.4%	6.4%	114.89	(5.40)	Expensive	7.39
34	FR80	7/4/2019	6/15/2035	11.94	7.5%	108.37	6.5%	6.5%	108.53	1.69	Cheap	8.12
35	FR72	7/9/2015	5/15/2036	12.85	8.3%	115.27	6.5%	6.5%	115.22	(0.76)	Expensive	8.30
36	FR88	1/7/2021	6/15/2036	12.94	6.3%	99.70	6.3%	6.5%	97.94	(20.45)	Expensive	8.92
37	FR45	5/24/2007	5/15/2037	13.85	9.8%	123.15	7.1%	6.5%	129.31	58.65	Cheap	8.26
38	FR93	1/6/2022	7/15/2037	14.02	6.4%	100.02	6.4%	6.5%	98.77	(13.81)	Expensive	9.23
39	FR75	8/10/2017	5/15/2038	14.85	7.5%	109.10	6.5%	6.5%	109.18	0.55	Cheap	9.24
40	FR98	9/15/2022	6/15/2038	14.94	7.1%	107.10	6.4%	6.5%	105.65	(14.74)	Expensive	9.47
41	FR50	1/24/2008	7/15/2038	15.02	10.5%	136.12	6.7%	6.5%	137.66	12.86	Cheap	8.60
42	FR79	1/7/2019	4/15/2039	15.77	8.4%	117.23	6.6%	6.5%	117.89	5.75	Cheap	9.28
43	FR83	11/7/2019	4/15/2040	16.78	7.5%	108.52	6.6%	6.6%	109.53	9.34	Cheap	9.81
44	FR57	4/21/2011	5/15/2041	17.86	9.5%	129.50	6.6%	6.6%	130.56	8.15	Cheap	9.72
45	FR62	2/9/2012	4/15/2042	18.78	6.4%	98.38	6.5%	6.6%	97.82	(5.34)	Expensive	10.84
46	FR92	7/8/2021	6/15/2042	18.94	7.1%	105.24	6.6%	6.6%	105.85	5.38	Cheap	10.70
47	FR97	8/19/2022	6/15/2043	19.94	7.1%	107.16	6.5%	6.6%	105.89	(11.06)	Expensive	11.05
48	FR67	7/18/2013	2/15/2044	20.61	8.8%	120.86	6.8%	6.6%	124.08	24.88	Cheap	10.53
49	FR76	9/22/2017	5/15/2048	24.86	7.4%	106.78	6.8%	6.6%	109.05	17.67	Cheap	11.84
50	FR89	1/7/2021	8/15/2051	28.12	6.9%	101.87	6.7%	6.6%	102.91	8.00	Cheap	12.61

Daily Economic & Fixed Income Report

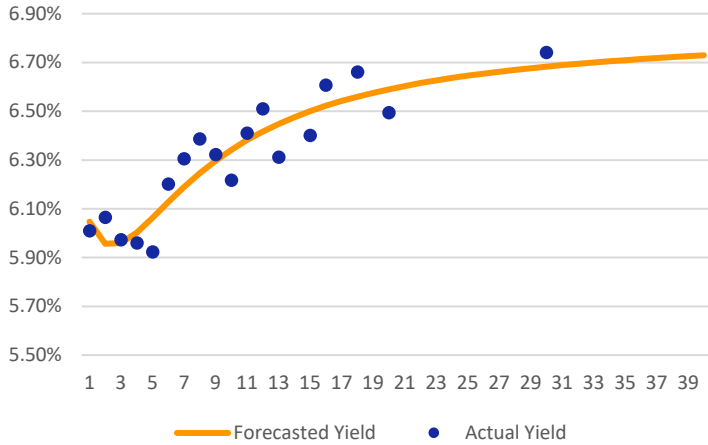
Economic-Currencies-Commodities-Fixed Income-Politics-Policies



Economic & Fixed Income Analysis

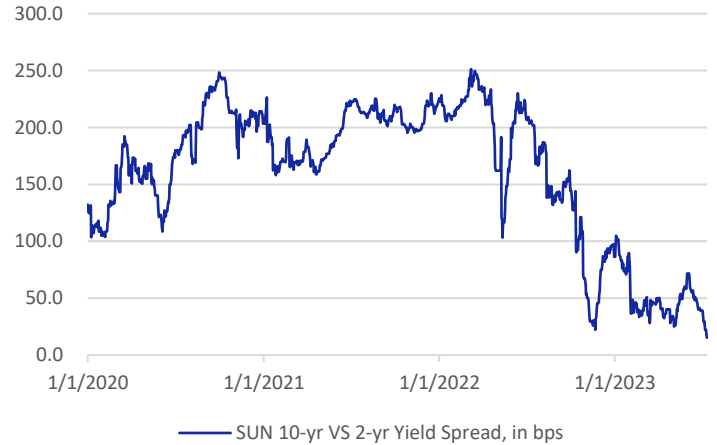
12 July 2023

Chart 1. Samuel's Yield Curve Forecast



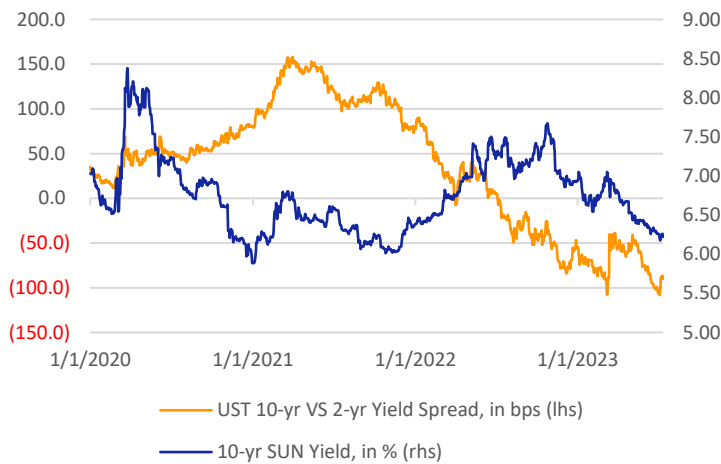
Source: Bloomberg

Chart 2. Leading Indicator for Indonesian Economic Recession



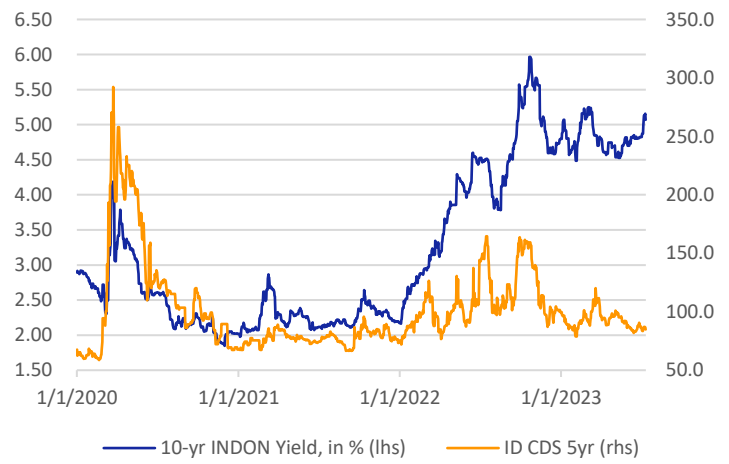
Source: Bloomberg

Chart 3. Leading Indicator for US-Indonesia Bond Market Linkage



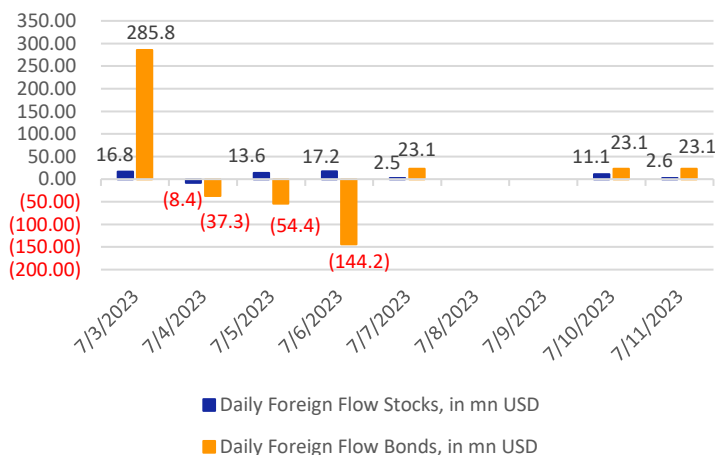
Source: Bloomberg

Chart 4. Leading Indicator for Bond Market Volatility



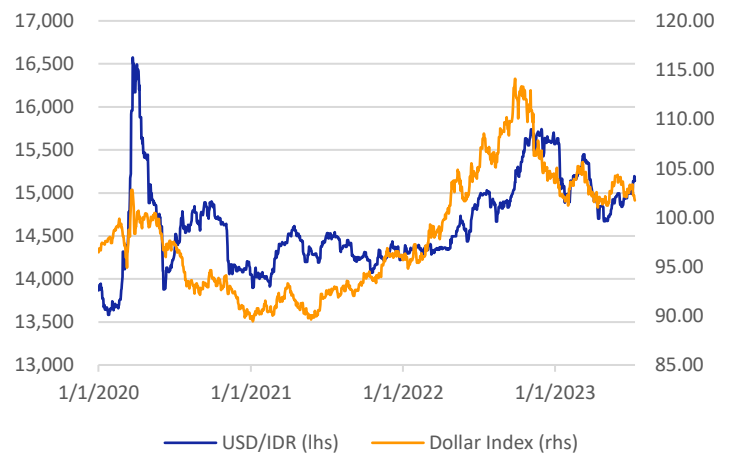
Source: Bloomberg

Chart 5. Foreign Capital Flow Indicator



Source: Bloomberg

Chart 6. Exchange Rate Indicator



Source: Bloomberg

Daily Economic & Fixed Income Report

Economic-Currencies-Commodities-Fixed Income-Politics-Policies



Economic & Fixed Income Analysis

12 July 2023

Research Team			
Prasetya Gunadi	Head of Equity Research, Strategy, Banking, Digital Banks	prasetya.gunadi@samuel.co.id	+6221 2854 8320
Lionel Priyadi	Macro Equity Strategist	lionel.priyadi@samuel.co.id	+6221 2854 8854
Muhamad Alfatih, CSA, CTA, CFTe	Senior Technical Analyst	m.alfatih@samuel.co.id	+6221 2854 8129
William Mamudi, CFTe, CMT, CCT	Senior Technical Analyst	william.mamudi@samuel.co.id	+6221 2854 8382
Yosua Zisokhi	Cement, Cigarette, Paper, Plantation, Telco Infra, Chemicals	yosua.zisokhi@samuel.co.id	+6221 2854 8387
M. Farras Farhan	Media, Poultry, Oil & Gas, Technology	farras.farhan@samuel.co.id	+6221 2854 8346
Pebe Peresia	Automotive, Consumer Staples, Retail	pebe.peresia@samuel.co.id	+6221 2854 8339
Juan Oktavianus Harahap	Coal, Metal Mining	juan.oktavianus@samuel.co.id	+6221 2854 8846
Jonathan Guyadi	Banking, Healthcare, Telco	jonathan.guyadi@samuel.co.id	+6221 2854 8321
Adolf Richardo	Editor	adolf.richardo@samuel.co.id	+6221 2864 8397
Ashalia Fitri Yuliana	Research Associate	ashalia.fitri@samuel.co.id	+6221 2854 8389
Daniel Aditya Widjaja	Research Associate	daniel.aditya@samuel.co.id	+6221 2854 8322
Laurencia Hiemas	Research Associate	laurencia.hiemas@samuel.co.id	+6221 2854 8392
Brandon Boedhiman	Research Associate	brandon.boedhiman@samuel.co.id	+6221 2854 8392

Equity Institutional Team			
Benny Bambang Soebagjo	Head of Institutional Equity Sales	benny.soebagjo@samuel.co.id	+6221 2854 8312
Ronny Ardianto	Institutional Equity Sales	ronny.ardianto@samuel.co.id	+6221 2854 8399
Anthony Yunus	Institutional Equity Sales	anthony.yunus@samuel.co.id	+6221 2854 8314
Widya Meidrianto	Institutional Equity Sales	widya.meidrianto@samuel.co.id	+6221 2854 8317
Fachruly Fiater	Institutional Sales Trader	fachruly.fiater@samuel.co.id	+6221 2854 8325
Lucia Irawati	Institutional Sales Trader	lucia.irawati@samuel.co.id	+6221 2854 8173
Alexander Tayus	Institutional Equity Dealer	alexander.tayus@samuel.co.id	+6221 2854 8319
Leonardo Christian	Institutional Equity Dealer	leonardo.christian@samuel.co.id	+6221 2854 8147

Equity Retail Team			
Joseph Soegandhi	Head of Equity	joseph.soegandhi@samuel.co.id	+6221 2854 8872
Damargumilang	Head of Equity Retail	damargumilang@samuel.co.id	+6221 2854 8309
Clarice Wijana	Head of Equity Sales Support	clarice.wijana@samuel.co.id	+6221 2854 8395
Gitta Wahyu Retnani	Equity Sales & Trainer	gitta.wahyu@samuel.co.id	+6221 2854 8365
Vincentius Darren	Equity Sales	darren@samuel.co.id	+6221 2854 8348
Michael Alexander	Equity Sales	michael.alexander@samuel.co.id	+6221 2854 8369
Sylviawati	Equity Sales	sylviawati@samuel.co.id	+6221 2854 8112
Wandha Ahmad	Equity Sales	wandha.ahmad@samuel.co.id	+6221 2854 8316
Handa Sandiawan	Equity Sales	handa.sandiawan@samuel.co.id	+6221 2854 8302
Denzel Obaja	Equity Sales	denzel.obaja@samuel.co.id	+6221 2854 8342
Wahyudi Budiyo	Dealer	wahyudi.budiyo@samuel.co.id	+6221 2854 8152

Fixed Income Sales Team			
R. Virine Tresna Sundari	Head of Fixed Income	virine.sundari@samuel.co.id	+6221 2854 8170
Rudianto Nugroho	Fixed Income Sales	rudianto.nugroho@samuel.co.id	+6221 2854 8306
Sany Rizal Keliobas	Fixed Income Sales	sany.rizal@samuel.co.id	+6221 2854 8337
Safitri	Fixed Income Sales	safitri@samuel.co.id	+6221 2854 8376
Khairanni	Fixed Income Sales	khairanni@samuel.co.id	+6221 28548104
Saldy Achmad Yanuar	Fixed Income Sales	saldy.achmad@samuel.co.id	+6221 28548384
Nadya Attahira	Fixed Income Sales	nadya.attahira@samuel.co.id	+6221 2854 8305

DISCLAIMERS: Analyst Certification: The views expressed in this research accurately reflect the personal views of the analyst(s) about the subject securities or issuers and no part of the compensation of the analyst(s) was, is, or will be directly or indirectly related to the inclusion of specific recommendations or views in this research. The analyst(s) principally responsible for the preparation of this research has taken reasonable care to achieve and maintain independence and objectivity in making any recommendations. This document is for information only and for the use of the recipient. It is not to be reproduced or copied or made available to others. Under no circumstances is it to be considered as an offer to sell or solicitation to buy any security. Any recommendation contained in this report may not be suitable for all investors. Moreover, although the information contained herein has been obtained from sources believed to be reliable, its accuracy, completeness and reliability cannot be guaranteed. All rights reserved by PT Samuel Sekuritas Indonesia.